

LIVE REPORT

WATCHFIRE SIGNS, LLC

Tradestyle(s): -

ACTIVEGLOBAL ULTIMATE

D-U-N-S Number:00-508-3340

Address:1015 Maple St, Danville, IL, 61832, United States Of America

Web:www.watchfiresigns.com

Endorsement:annemarie.gallahue@watchfiresigns.com

Exclude from Portfolio Insight:No

Folders:All Companies

Summary

KEY DATA ELEMENTS (Formerly: SCORE BAR)		
KDE Name	Current Status	Details
PAYDEX®	79	2 days beyond terms
Delinquency Score	77	Low to Moderate Risk of severe payment delinquency.
Failure Score	31	Moderate to High Risk of severe financial stress.
D&B Viability Rating	68BH	View More Details
Bankruptcy Found	N	
D&B Rating	--	Unavailable.

COMPANY PROFILE ⓘ		
D-U-N-S 00-508-3340	Mailing Address UNITED STATES	Employees 327
Legal Form Corporation (US)	Website www.watchfiresigns.com	Age (Year Started) 52 Years(1971)
History Record Incomplete	Present Control Succeeded 2022	Named Principal Steve Harriott, PRES-CEO
Date Incorporated 03/31/1971		Line of Business Mfg signs/advertising specialties
State of Incorporation DELAWARE		SIC 39930100
Ownership Not publicly traded		NAICS 339950



Street Address:

1015 Maple St,
Danville, IL, 61832,
United States Of America



OVERALL BUSINESS RISK ⓘ

HIGH	MODERATE-HIGH	MODERATE	LOW-MODERATE	LOW
------	----------------------	----------	--------------	-----

D&B MAX CREDIT RECOMMENDATION ?

The recommended limit is based on a moderately low probability of severe delinquency.

High Risk

High Risk

Financial Data	Unavailable
----------------	-------------

Trade Payments	Available: 3+Trade	
Company Size	Large: Employees:50+ or Sales: \$500K+	
Years in Business	Young	

D&B PAYDEX® ⓘ

79

High Risk (1)

Low Risk (100)

2 days beyond terms

Past 24 Months

Low Risk

High Risk

D&B PAYDEX - 3 MONTHS ⓘ

79

High Risk (1)

Low Risk (100)

2 days beyond terms

PAYDEX® TREND CHART ⓘ

SBRI ORIGATION

i

No SBRI Origination Score data is currently available.

D&B SBFE SCORE

i

No D&B SBFE Score data is currently available.

D&B RATING ⓘ

Special Rating

-- : Undetermined

Current Rating as of 11/01/2013

LEGAL EVENTS


Events	Occurrences	Last Filed
Bankruptcies	0	-

Events	Occurrences	Last Filed
Judgements	0	-
Liens	0	-
Suits	0	-
UCC	13	07/25/2022

DETAILED TRADE RISK INSIGHT™

Days Beyond Terms
3 Days

3 Months
From Dec-22 to Feb-23



Days Beyond Terms Past 3 months : 3
Low Risk:0 ; High Risk:120+

Dollar-weighted average of 28 payment experiences reported from 26 companies.

DETAILED TRADE RISK INSIGHT™ 13 MONTH TREND

Total Amount Current and Past Due -

FINANCIAL OVERVIEW - BALANCE SHEET

1. Fiscal 12/31/2001
2. ()
Source: D&B

TRADE PAYMENTS

Highest Past Due:
200,000

Highest Now Owing 1,000,000	Total Trade Experiences 74	Largest High Credit 1,000,000
--------------------------------	-------------------------------	----------------------------------

FINANCIAL OVERVIEW - PROFIT AND LOSS

1. Fiscal 12/31/2001
2. ()
Source: D&B

OWNERSHIP

Subsidiaries 1	Total Members 2
-------------------	--------------------


This company is a Global Ultimate, Domestic Ultimate, Parent.

	Global Ultimate	Domestic Ultimate
Name	Watchfire Signs, LLC	Watchfire Signs, LLC
Country	United States	United States
D-U-N-S	00-508-3340	00-508-3340
Others	-	-

FINANCIAL OVERVIEW - KEY BUSINESS RATIOS

Key Business Ratios	Business Ratio
Current Ratio	1.9
Source: D&B	

ALERTS ?




There are no alerts for this D-U-N-S Number.

WEB & SOCIAL POWERED BY FIRSTRAIN

There are no recent web results to show.


NOTES

Add Note



No notes is available for this D-U-N-S Number.

COUNTRY/REGIONAL INSIGHT



United States Of America

Countdown to a Congressional showdown over breached debt-ceiling has begun; while a US default is only a tail risk, market nervousness has prompted a downgrade in overall outlook to 'deteriorating'.

Risk Category

High Risk

LOW

Low Risk

Available Reports

Country Insight Snapshot (CIS)

High-level view of a single country’s cross-border risk exposure, with particular focus on the current political, commercial, and macroeconomic environments.

Country Insight Report (CIR)

In-depth analysis of the current risks and opportunities within a single country and its regional and global context.

STOCK PERFORMANCE



No stock performance data is available for this D-U-N-S Number.

The scores and ratings included in this report are designed as a tool to assist the user in making their own credit related decisions, and should be used as part of a balanced and complete assessment relying on the knowledge and expertise of the reader, and where appropriate on other information sources. The score and rating models are developed using statistical analysis in order to generate a prediction of future events. Dun & Bradstreet monitors the performance of thousands of businesses in order to identify characteristics common to specific business events. These characteristics are weighted by significance to form rules within its models that identify other businesses with similar characteristics in order to provide a score or rating.

Dun & Bradstreet's scores and ratings are not a statement of what will happen, but an indication of what is more likely to happen based on previous experience. Though Dun & Bradstreet uses extensive procedures to maintain the quality of its information, Dun & Bradstreet cannot guarantee that it is accurate, complete or timely, and this may affect the included scores and ratings. Your use of this report is subject to applicable law, and to the terms of your agreement with Dun & Bradstreet.

Risk Assessment

D&B RISK ASSESSMENT

OVERALL BUSINESS RISK



MAXIMUM CREDIT RECOMMENDATION

US\$ 950,000

Dun & Bradstreet thinks...

- Overall assessment of this organization over the next 12 months: **STABILITY CONCERNS**
- Based on the predicted risk of business discontinuation: **HIGHER-THAN-AVERAGE-RISK-OF-DISCONTINUED-OPERATIONS-OR-BUSINESS-INACTIVITY**
- Based on the predicted risk of severely delinquent payments: **LOW POTENTIAL FOR SEVERELY DELINQUENT PAYMENTS**

The recommended limit is based on a moderately low probability of severe delinquency.

D&B VIABILITY RATING SUMMARY

The D&B Viability Rating uses D&B's proprietary analytics to compare the most predictive business risk indicators and deliver a highly reliable assessment of the probability that a company will go out of business, become dormant/inactive, or file for bankruptcy/insolvency within the next 12 months. The D&B Viability Rating is made up of 4 components:

Viability Score
Compared to All US Businesses within the D&B Database:

- Level of Risk:**Moderate Risk**
- Businesses ranked **6** have a probability of becoming no longer viable: **13 %**
- Percentage of businesses ranked **6**: **30 %**
- Across all US businesses, the average probability of becoming no longer viable:**14 %**

Portfolio Comparison
Compared to All US Businesses within the same MODEL SEGMENT:

- Model Segment :**Established Trade Payments**
- Level of Risk:**High Risk**
- Businesses ranked **8** within this model segment have a probability of becoming no longer viable: **11 %**
- Percentage of businesses ranked **8** with this model segment: **13 %**
- Within this model segment, the average probability of becoming no longer viable:**5 %**

Data Depth Indicator:

- Greater data depth can increase the precision of the D&B Viability Rating assessment.

To help improve the current data depth of this company, you can ask D&B to make a personalized request to this company on your behalf to obtain its latest financial information. To make the request, click the link below. Note, the company must be saved to a folder before the request can be made.

Reference the FINANCIALS tab for this company to monitor the status of your request.

Company Profile Details:

- H

Financial Data	Trade Payments	Company Size	Years in Business
False	Available: 3+ Trade	Large	Young

High Risk (1) **31** Low Risk (100)

- | | | | | |
|--|---------------------------------|--|---|--------------------------|
| Level of Risk
Moderate-High | Raw Score
1441 | Probability of Failure
0.44 % | Average Probability of Failure
for Businesses in D&B Database
0.48 | Class
4 |
|--|---------------------------------|--|---|--------------------------|

BUSINESS AND INDUSTRY COMPARISON

Selected Segments of Business Attributes

Norms	National %
This Business	31
Region:(EAST NORTH CENTRAL)	26
Industry:MANUFACTURING	36
Employee range:(100-499)	68
Years in Business:(1-2)	33

High Risk (1) 77 Low Risk (100)

- | | | | | |
|--------------------------------------|-------------------------|---|---|-------------------|
| Level of Risk
Low-Moderate | Raw Score
542 | Probability of Delinquency
2.96 % | Compared to Businesses in D&B Database
10.2 % | Class
2 |
|--------------------------------------|-------------------------|---|---|-------------------|

BUSINESS AND INDUSTRY COMPARISON

Selected Segments of Business Attributes

Norms	National %
This Business	77

Norms	National %
Region:(EAST NORTH CENTRAL)	37
Industry:MANUFACTURING	51
Employee range:(100-499)	85
Years in Business:(1-2)	24

D&B PAYDEX

79

High Risk (1)

Low Risk (100)

When weighted by amount, Payments to suppliers average days_beyond_terms

High risk of late payment (Average 30 to 120 days beyond terms)

Medium risk of late payment (Average 30 days or less beyond terms)

Low risk of late payment (Average prompt to 30+ days sooner)

Industry Median 72

Equals 12 Days Beyond Terms

D&B 3 MONTH PAYDEX

79

High Risk (1)

Low Risk (100)

Based on payments collected 3 months ago.

When weighted by amount, Payments to suppliers average 2 days beyond terms

High risk of late payment (Average 30 to 120 days beyond terms)

Medium risk of late payment (Average 30 days or less beyond terms)

Low risk of late payment (Average prompt to 30+ days sooner)

Industry Median 73

Equals 11 Days Beyond Terms

Business and Industry Trends

3993 - Mfg signs/advertising specialties

Equals

D&B RATING

Current Rating as of 11/01/2013

Special Rating

-- : Undetermined

Trade Payments

TRADE PAYMENTS SUMMARY (Based on 24 months of data)

Overall Payment Behaviour

2

Days Beyond Terms

Highest Now Owing:

US\$ 1,000,000

% of Trade Within Terms

80%

Total Trade Experiences:

74

Largest High Credit:

US\$ 1,000,000

Average High Credit:

US\$ 113,128

Highest Past Due

US\$ 200,000

Total Unfavorable Comments :

0

Largest High Credit:

US\$ 0

Total Placed in Collections:

1

Largest High Credit:

US\$ 0

D&B PAYDEX

79

High Risk (1)

Low Risk (100)

When weighted by amount, Payments to suppliers average days_beyond_terms

High risk of late payment (Average 30 to 120 days beyond terms)

Medium risk of late payment (Average 30 days or less beyond terms)

Low risk of late payment (Average prompt to 30+ days sooner)

D&B 3 MONTH PAYDEX

79

High Risk (1)

Low Risk (100)

Based on payments collected 3 months ago.

When weighted by amount, Payments to suppliers average 2 days beyond terms

High risk of late payment (Average 30 to 120 days beyond terms)

Medium risk of late payment (Average 30 days or less beyond terms)

Low risk of late payment (Average prompt to 30+ days sooner)

Industry Median 72
Equals 12 Days Beyond Terms

Industry Median 73
Equals 11 Days Beyond Terms

BUSINESS AND INDUSTRY TRENDS

Based on 24 months of data

3993 - Mfg signs/advertising specialties

	3/21	4/21	5/21	6/21	7/21	8/21	9/21	10/21	11/21	12/21	1/22	2/22	3/22	4/22	5/22	6/22	7/22	8/22	9/22	10/22	11/22	12/22	1/23	Current 2023
This Business	75	76	76	74	74	76	76	76	78	78	76	76	75	75	75	76	75	76	75	76	77	79	79	79
Industry Quartile																								
Upper	76	-	-	76	-	-	77	-	-	77	-	-	77	-	-	77	-	-	77	-	-	77	-	-
Median	72	-	-	73	-	-	72	-	-	73	-	-	72	-	-	72	-	-	73	-	-	72	-	-
Lower	64	-	-	66	-	-	66	-	-	66	-	-	66	-	-	66	-	-	66	-	-	66	-	-

TRADE PAYMENTS BY CREDIT EXTENDED (Based on 12 months of data)

Range of Credit Extended (US\$)	Number of Payment Experiences	Total Value	% Within Terms
100,000 & over	13	US\$ 5,400,000	98
50,000 - 99,999	2	US\$ 130,000	100
15,000 - 49,999	6	US\$ 150,000	85
5,000 - 14,999	8	US\$ 65,000	85
1,000 - 4,999	12	US\$ 21,000	63
Less than 1,000	10	US\$ 3,550	56

TRADE PAYMENTS BY INDUSTRY (BASED ON 24 MONTHS OF DATA)

[Collapse All](#) | [Expand All](#)

Industry Category-	Number of Payment Experiences	Largest High Credit (US\$)	% Within Terms (Expand to View)	1 - 30 Days Late (%)	31 - 60 Days Late (%)	61 - 90 Days Late (%)	91 + Days Late (%)
▼34 - Fabricated Metal Products except Machinery and Transportation Equipment	1	45,000	50	50	0	0	0
3429 - Mfg hardware	1	45,000	50	50	0	0	0
▼35 - Industrial and Commercial Machinery and Computer Equipment	4	200,000	83	0	0	0	17
3572 - Mfg computer storage	2	65,000	100	0	0	0	0
3563 - Mfg air/gas compress	1	200,000	50	0	0	0	50
3579 - Mfg misc office eqpt	1	1,000	100	0	0	0	0
▼36 - Electronic and other electrical equipment and components except computer equipment	2	250,000	100	0	0	0	0
3699 - Mfg misc elect. equip	1	250,000	100	0	0	0	0
3613 - Mfg switchgear- boards	1	20,000	100	0	0	0	0

▼38 - Measuring Analyzing and Controlling Instruments; Photographic Medical and Optical Goods; Watches and Clocks	1	1,000	100	0	0	0	0
3825 - Mfg electric test prd	1	1,000	100	0	0	0	0
▼39 - Miscellaneous Manufacturing Industries	1	15,000	100	0	0	0	0
3949 - Mfg sporting goods	1	15,000	100	0	0	0	0
▼42 - Motor Freight Transportation and Warehousing	4	200,000	99	1	0	0	0
4213 - Trucking non-local	4	200,000	99	1	0	0	0
▼47 - Transportation Services	4	1,000,000	100	0	0	0	0
4731 - Arrange cargo transpt	4	1,000,000	100	0	0	0	0
▼48 - Communications	4	200,000	100	0	0	0	0
4812 - Radiotelephone commun	2	200,000	100	0	0	0	0
4813 - Telephone communictns	2	500	100	0	0	0	0
▼50 - Wholesale Trade - Durable Goods	15	1,000,000	85	15	0	0	0
5065 - Whol electronic parts	8	750,000	99	1	0	0	0
5051 - Whol metal	3	1,000,000	100	0	0	0	0
5085 - Whol industrial suppl	2	2,500	50	50	0	0	0
5084 - Whol industrial equip	2	2,500	92	8	0	0	0
▼51 - Wholesale Trade - Nondurable Goods	1	2,500	100	0	0	0	0
5113 - Whol service paper	1	2,500	100	0	0	0	0
▼59 - Miscellaneous Retail	2	10,000	100	0	0	0	0
5961 - Ret mail-order house	1	10,000	100	0	0	0	0
5943 - Ret stationery	1	10,000	100	0	0	0	0
▼60 - Depository Institutions	1	100	50	50	0	0	0
6021 - Natnl commercial bank	1	100	50	50	0	0	0
▼61 - Nondepository	1	100,000	100	0	0	0	0

Credit Institutions							
6153 - Short-trm busn credit	1	100,000	100	0	0	0	0
▼73 - Business Services	6	1,000,000	80	20	0	0	0
7389 - Misc business service	2	0	100	0	0	0	0
7373 - Computer system desgn	1	1,000,000	100	0	0	0	0
7363 - Help supply service	1	750	0	100	0	0	0
7359 - Misc equipment rental	1	750	100	0	0	0	0
7361 - Employment agency	1	100	100	0	0	0	0
▼87 - Engineering Accounting Research Management and Related Services	1	20,000	100	0	0	0	0
8734 - Testing laboratory	1	20,000	100	0	0	0	0
▼99 - Nonclassifiable Establishments	3	65,000	93	7	0	0	0
9999 - Nonclassified	3	65,000	93	7	0	0	0

TRADE LINES						
Date of Experience ▾	Payment Status	Selling Terms	High Credit (US\$)	Now Owes (US\$)	Past Due (US\$)	Months Since Last Sale
01/23	Pays Promptly	-	750,000	200,000	0	1
01/23	Pays Promptly	N30	200,000	75,000	0	1
01/23	Pays Promptly	-	200,000	0	0	1
01/23	Pays Promptly	-	100,000	35,000	5,000	1
01/23	Pays Promptly	-	65,000	15,000	0	1
01/23	Pays Promptly	-	35,000	750	0	1
01/23	Pays Promptly	-	20,000	20,000	0	1
01/23	Pays Promptly	-	15,000	0	0	Between 6 and 12 Months
01/23	Pays Promptly	N30	10,000	2,500	0	-
01/23	Pays Promptly	-	2,500	100	0	1
01/23	Pays Promptly	-	1,000	0	0	Between 6 and 12 Months
01/23	Pays Promptly	N15	750	0	0	Between 6 and 12 Months
01/23	Pays Prompt to Slow 25+	-	45,000	25,000	2,500	1
01/23	Pays Prompt to Slow 30+	-	7,500	500	250	1
01/23	Pays Prompt to Slow 30+	-	5,000	2,500	0	1
01/23	Pays Prompt to Slow 90+	-	200,000	35,000	35,000	1
01/23	Pays Slow 30+	N30	250	0	0	Between 2 and 3 Months
01/23	-	Cash account	0	0	0	1

Date of Experience ▾	Payment Status	Selling Terms	High Credit (US\$)	Now Owes (US\$)	Past Due (US\$)	Months Since Last Sale
01/23	-	Cash account	500	0	0	Between 2 and 3 Months
12/22	Pays Promptly	-	1,000,000	1,000,000	200,000	1
12/22	Pays Promptly	-	1,000,000	1,000,000	0	1
12/22	Pays Promptly	-	1,000,000	300,000	0	1
12/22	Pays Promptly	-	200,000	200,000	25,000	1
12/22	Pays Promptly	-	200,000	100,000	0	1
12/22	Pays Promptly	-	65,000	2,500	0	1
12/22	Pays Promptly	-	20,000	0	0	Between 2 and 3 Months
12/22	Pays Promptly	-	10,000	5,000	0	1
12/22	Pays Promptly	-	2,500	50	0	1
12/22	Pays Promptly	-	1,000	1,000	0	1
12/22	Pays Promptly	-	500	0	0	1
12/22	Pays Promptly	-	100	0	0	1
12/22	Pays Prompt to Slow 30+	-	2,500	500	100	1
12/22	Pays Prompt to Slow 30+	-	2,500	250	0	-
12/22	Pays Prompt to Slow 30+	N30	2,500	2,500	750	1
12/22	Pays Prompt to Slow 30+	-	500	0	0	Between 2 and 3 Months
12/22	Pays Slow 30+	-	250	0	0	Between 4 and 5 Months
11/22	Pays Promptly	-	0	1,000	0	1
11/22	Pays Promptly	-	0	250	0	1
11/22	Pays Promptly	-	10,000	2,500	0	1
11/22	Pays Promptly	-	1,000	0	0	Between 4 and 5 Months
11/22	Placed for collection	-	0	750	750	-
11/22	-	Cash account	100	0	0	1
10/22	Pays Promptly	-	200,000	200,000	0	1
10/22	Pays Promptly	-	10,000	10,000	0	1
10/22	Pays Promptly	-	100	0	0	Between 4 and 5 Months
10/22	-	-	500	500	0	1
10/22	-	Cash account	50	0	0	1
09/22	Pays Promptly	-	250,000	0	0	Between 4 and 5 Months
09/22	-	Cash account	0	0	0	1
09/22	-	-	50	0	0	1
08/22	Pays Prompt to Slow 30+	-	1,000	0	0	1
08/22	-	Cash account	500	0	0	Between 4 and 5 Months
08/22	-	Cash account	100	0	0	1
08/22	-	Cash account	50	0	0	1
07/22	Pays Promptly	-	15,000	7,500	0	1
07/22	-	Cash account	50	0	0	1
06/22	Pays Promptly	-	100,000	0	0	Between 6 and 12 Months
06/22	Pays Promptly	-	5,000	0	0	Between 6 and 12 Months
06/22	Pays Prompt to Slow 30+	-	100	0	0	Between 4 and 5 Months
06/22	Pays Slow 15+	N30	2,500	0	0	Between 6 and 12 Months
06/22	-	Cash account	100	0	0	Between 4 and 5 Months
06/22	-	Cash account	50	0	0	1
05/22	Pays Slow 30+	-	1,000	1,000	1,000	-
05/22	-	Cash account	2,500	0	0	Between 6 and 12 Months
04/22	-	Cash account	1,000	0	0	Between 2 and 3 Months

Date of Experience ▾	Payment Status	Selling Terms	High Credit (US\$)	Now Owes (US\$)	Past Due (US\$)	Months Since Last Sale
04/22	-	Cash account	100	0	0	1
04/22	-	Cash account	50	0	0	1
04/22	-	Cash account	50	0	0	Between 2 and 3 Months
04/22	-	Cash account	50	0	0	1
03/22	Pays Slow 30+	Regular terms	750	0	0	Between 6 and 12 Months
03/22	-	Cash account	50	0	0	1
02/22	Pays Prompt to Slow 30+	-	7,500	0	0	1
02/22	-	Cash account	500	0	0	1
02/22	-	Cash account	250	0	0	1

OTHER PAYMENT CATEGORIES		
Other Payment Categories	Experience	Total Amount
Cash experiences	20	US\$ 6,050
Payment record unknown	2	US\$ 550
Unfavorable comments	0	US\$ 0
Placed for collections	1	US\$ 0
Total in D&B's file	74	US\$ 5,776,150

Accounts are sometimes placed for collection even though the existence or amount of the debt is disputed. Payment experiences reflect how bills are met in relation to the terms granted. In some instances payment beyond terms can be the result of disputes over merchandise, skipped invoices etc. Each experience shown represents a separate account reported by a supplier. Updated trade experiences replace those previously reported.

Legal Events

The following Public Filing data is for information purposes only and is not the official record. Certified copies can only be obtained from the official source.

Bankruptcies	Judgements	Liens	Suits	UCCs
No	0 Latest Filing: -	0 Latest Filing: -	0 Latest Filing: -	13 Latest Filing: 07/25/2022

EVENTS	
UCC Filing - Termination	
Filing Date	07/25/2022
Filing Number	2022 6216949
Received Date	12/07/2022
Original Filing Date	10/02/2013
Original Filing Number	2013 3872042
Secured Party	THE GOVERNOR AND COMPANY OF THE BANK OF IRELAND, AS COLLATERAL AGENT, STAMFORD, CT
Debtors	TIME-O-MATIC, INC.

Filing Office	SECRETARY OF STATE/UCC DIVISION, DOVER, DE
UCC Filing - Original	
Filing Date	04/25/2022
Filing Number	2022 3466794
Received Date	07/29/2022
Collateral	All Equipment and proceeds
Secured Party	DISPLAY MEMORYPARKHAY ELECTRIC & COMMUNICATIONS, LLC, HOLLAND, MI
Debtors	WATCHFIRE SIGNS
Filing Office	SECRETARY OF STATE/UCC DIVISION, DOVER, DE
UCC Filing - Continuation	
Filing Date	04/25/2018
Filing Number	2018 2795215
Received Date	06/07/2018
Original Filing Date	10/02/2013
Original Filing Number	2013 3872042
Secured Party	THE GOVERNOR AND COMPANY OF THE BANK OF IRELAND, AS COLLATERAL AGENT, STAMFORD, CT
Debtors	TIME-O-MATIC, INC.
Filing Office	SECRETARY OF STATE/UCC DIVISION, DOVER, DE
UCC Filing - Original	
Filing Date	06/01/2016
Filing Number	2016 3260559
Received Date	07/08/2016
Collateral	Leased Business machinery/equipment including proceeds and products
Secured Party	IKON FINANCIAL SVCS, MACON, GA
Debtors	WATCHFIRE SIGNS, LLC
Filing Office	SECRETARY OF STATE/UCC DIVISION, DOVER, DE
UCC Filing - Amendment	
Filing Date	07/20/2015
Filing Number	2015 3132114
Received Date	08/21/2015
Original Filing Date	10/02/2013
Original Filing Number	2013 3872042
Secured Party	THE GOVERNOR AND COMPANY OF THE BANK OF IRELAND, AS COLLATERAL AGENT
Debtors	WATCHFIRE SIGNS, LLC

Filing Office	SECRETARY OF STATE/UCC DIVISION, DOVER, DE
UCC Filing - Amendment	
Filing Date	07/20/2015
Filing Number	2015 3132155
Received Date	08/21/2015
Original Filing Number	2013 3873420
Secured Party	GCI CAPITAL MARKETS LLC, AS COLLATERAL AGENT
Debtors	WATCHFIRE SIGNS, LLC
Filing Office	SECRETARY OF STATE/UCC DIVISION, DOVER, DE
UCC Filing - Continuation	
Filing Date	02/10/2015
Filing Number	2015 0580109
Received Date	04/07/2015
Original Filing Date	02/22/2005
Original Filing Number	5057859 2
Secured Party	ARROW ELECTRONICS, INC., MELVILLE, NY
Debtors	TIME O MATIC
Filing Office	SECRETARY OF STATE/UCC DIVISION, DOVER, DE
UCC Filing - Amendment	
Filing Date	10/09/2013
Filing Number	2013 3960847
Received Date	11/05/2013
Original Filing Date	10/02/2013
Original Filing Number	2013 3872042
Secured Party	THE GOVERNOR AND COMPANY OF THE BANK OF IRELAND, AS COLLATERAL AGENT
Debtors	TIME-O-MATIC, LLC
Filing Office	SECRETARY OF STATE/UCC DIVISION, DOVER, DE
UCC Filing - Amendment	
Filing Date	10/09/2013
Filing Number	2013 3961001
Received Date	11/05/2013
Original Filing Date	10/02/2013
Original Filing Number	2013 3873420
Secured Party	GCI CAPITAL MARKETS LLC, AS COLLATERAL AGENT
Debtors	TIME-O-MATIC, LLC

Filing Office	SECRETARY OF STATE/UCC DIVISION, DOVER, DE
UCC Filing - Original	
Filing Date	10/02/2013
Filing Number	2013 3872042
Received Date	11/05/2013
Collateral	All Assets
Secured Party	THE GOVERNOR AND COMPANY OF THE BANK OF IRELAND, AS COLLATERAL AGENT, STAMFORD, CT
Debtors	TIME-O-MATIC, INC.
Filing Office	SECRETARY OF STATE/UCC DIVISION, DOVER, DE
UCC Filing - Original	
Filing Date	10/02/2013
Filing Number	2013 3873420
Received Date	01/24/2014
Secured Party	GCI CAPITAL MARKETS LLC, AS COLLATERAL AGENT, CHICAGO, IL
Debtors	TIME-O-MATIC, INC.
Filing Office	SECRETARY OF STATE/UCC DIVISION, DOVER, DE
UCC Filing - Continuation	
Filing Date	02/17/2010
Filing Number	2010 0527550
Received Date	04/09/2010
Original Filing Date	02/22/2005
Original Filing Number	5057859 2
Secured Party	ARROW ELECTRONICS INC
Debtors	TIME O MATIC
Filing Office	SECRETARY OF STATE/UCC DIVISION, DOVER, DE
UCC Filing - Original	
Filing Date	04/15/2009
Filing Number	014206795
Received Date	04/20/2009
Secured Party	AVNET ELECTRONICS MARKETING, A GROUP OF AVNET, INC, PHOENIX, AZ
Debtors	TIME-O-MATIC, INC.
Filing Office	SECRETARY OF STATE/UCC DIVISION, SPRINGFIELD, IL

The public record items contained in this report may have been paid, terminated, vacated or released prior to the date this report was printed. This information may not be reproduced in whole or in part by any means of reproduction.

There may be additional UCC Filings in D&Bs file on this company available by contacting 1-800-234-3867.

Special Events

SPECIAL EVENTS	
Date	Event Description
08/03/2022	This business is correctly captioned.
08/02/2022	CONTROL CHANGE: On August 2, 2022, sources stated that H.I.G. Capital, L.L.C., Miami, FL, has completed the acquisition of Watchfire Signs, LLC, Danville, IL, on July 26, 2022. With the acquisition, Watchfire Signs, LLC will now operate as an affiliate of H.I.G. Capital, L.L.C.. Employees and management were retained. Terms of the deal were not disclosed. Further details are unavailable.

Financials - D&B

A detailed financial statement is not available from this company for publication.

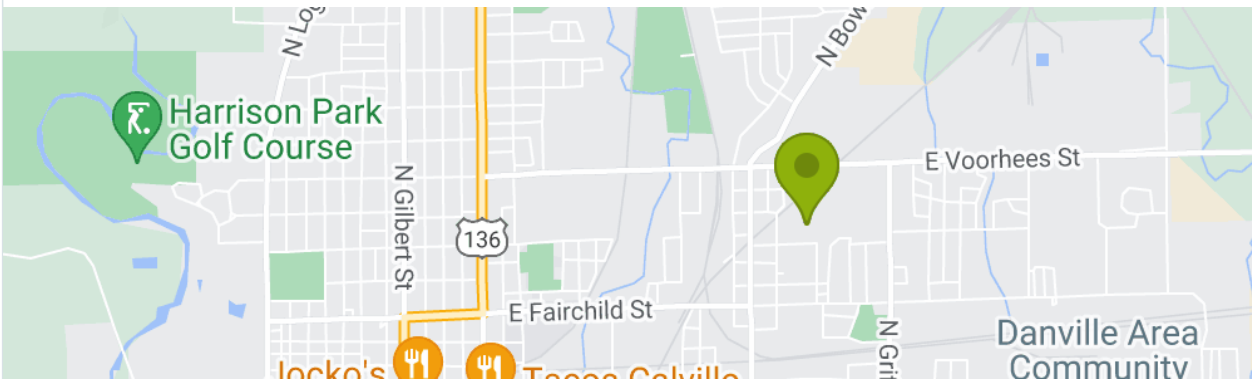

A detailed financial statement is not available from this company for publication.

D&B currently has no financial information on file for this company.

D&B currently has no financial information on file for this company

D&B currently has no financial information on file for this company

Company Profile

COMPANY OVERVIEW		
D-U-N-S 00-508-3340	Mailing Address UNITED STATES	Employees 327
Legal Form Corporation (US)	Website www.watchfiresigns.com	Age (Year Started) 52 Years (1971)
History Record Incomplete	Present Control Succeeded 2022	Named Principal Steve Harriott, PRES-CEO
Date Incorporated 03/31/1971	SIC 39930100	Line of Business Mfg signs/advertising specialties
Business Commenced On 1971	NAICS 339950	
State of Incorporation DELAWARE		
Ownership Not publicly traded		
<div><div>Street Address: 1015 Maple St, Danville, IL, 61832, United States Of America</div></div>		

BUSINESS REGISTRATION

Corporate and business registrations reported by the secretary of state or other official source as of: 2019-12-11
This data is for informational purposes only, certification can only be obtained through the Office of the Secretary of State.

Registered Name	WATCHFIRE SIGNS, LLC
Corporation Type	Corporation (US)
State of Incorporation	DELAWARE
Registration ID	771171
Registration Status	GOOD STANDING
Date Status Attained	04/04/2008
Filing Date	03/31/1971
Where Filed	SECRETARY OF STATE/CORPORATIONS DIVISION
Registered Agent	
Name	URS AGENTS, LLC
Address	614 N DUPONT HWY SUITE 210, DOVER, DE, 199010000

PRINCIPALS

Officers
STEVE HARRIOTT, PRES-CEO ADAM GRIMES, CFO KIM WENINGER, COO
Directors
DIRECTOR(S): THE OFFICER(S)

COMPANY EVENTS

The following information was reported on: 08/03/2022

The Delaware Secretary of State's business registrations file showed that Watchfire Signs, LLC was registered as a Limited Liability Company on March 31, 1971, under file registration number 771171.

Business started 1971 by Edward Schulemburg.

Although this company operates as a Limited Liability Company, the members have elected to use officer titles to denote areas of responsibility.

Business started 1971. Present control succeeded July 2022.

CONTROL CHANGE:.

On August 2, 2022, sources stated that H.I.G. Capital, L.L.C., Miami, FL, has completed the acquisition of Watchfire Signs, LLC, Danville, IL, on July 26, 2022. With the acquisition, Watchfire Signs, LLC will now operate as an affiliate of H.I.G. Capital, L.L.C.. Employees and management were retained. Terms of the deal were not disclosed. Further details are unavailable.

RECENT EVENTS:.

On February 22, 2018, sources stated that Watchfire Signs, LLC, Danville, IL, has acquired HD Sports Boards, Buffalo, NY, on February 7, 2018. With the acquisition, HD Sports Boards has ceased to operate as a legal entity and all operations were integrated into Watchfire Signs, LLC. Bob Ferrulo, president and CEO of HD Sports Boards, has also joined Watchfire Signs, LLC as the new sports market director. Terms of the deal were not disclosed. Further details are unavailable.

On July 21, 2015, an inside source confirmed that Time-O-Matic Inc. dba Watchfire Signs, Danville, IL, has acquired Aerva Inc., Cambridge, MA, on July 14, 2015. With this acquisition, Aerva Inc. will now operate as a wholly-owned subsidiary of Time-O-Matic Inc. Employees and management were retained. Terms of the deal were not disclosed.

On October 26, 2013, Frank Dwyer, CFO of Time-O-Matic, Inc., stated that The Jordan Company LP, New York, NY, a middle-market private equity firm, through one the Funds it manages, has acquired the stocks of Watchfire Technologies Inc., on October 3, 2013. Watchfire Technologies Inc., Danville, IL, operates as the holding company of Time-O-Matic, Inc., d/b/a Watchfire Signs, Danville, IL, a leading manufacturer of LED signs and digital billboards. Watchfire Technologies Inc. will now operate as a direct subsidiary of Watchfire Technologies Holdings II, Inc., which in turn is a direct subsidiary of Watchfire Technologies Holdings I, Inc. Both Watchfire Technologies Holdings are owned by the Fund that is managed by The Jordan Company LP.

STEVE HARRIOTT born 1971. 2009-present active here.

ADAM GRIMES. Antecedents are unknown.

KIM WENINGER. Antecedents are unknown.

Business address has changed from 1108 Bahls St, Danville, IL, 61832 to 1015 Maple St, Danville, IL, 61832.

AFFILIATES: The following are related through common principals, management and/or ownership: H.I.G. Capital, L.L.C., Miami, FL. Started '1998'. DUNS #134622534. Operates as an investment company.

BUSINESS ACTIVITIES AND EMPLOYEES

The following information was reported on: 08/03/2022

Business Information		
Description	Manufactures electric signs (100%). Has 1000 account(s). Terms are cash, Net 30 days and on a contractual basis. Sells to commercial concerns, schools and retailers. Territory : International.	
Employees	327. Undetermined employed here.	
Financing Status	Secured	
Facilities	Occupies premises in a building.	
Related Concerns		
SIC/NAICS Information		
Industry Code	Description	Percentage of Business
3993	Mfg signs/advertising specialties	-
39930100	Electric signs	-
NAICS Codes		
NAICS Codes	NAICS Description	
339950	Sign Manufacturing	

GOVERNMENT ACTIVITY

Activity Summary	
Borrower(Dir/Guar)	No
Administrative Debt	No
Contractor	No
Grantee	No
Party excluded from federal program(s)	No

Associations

All Credit Files with Same D-U-N-S® Number as this D&B Live Report

ALL CREDIT FILES WITH SAME D-U-N-S® NUMBER AS THIS D&B LIVE REPORT

Company Name	Type	Status	Date Created
Watchfire Signs, LLC	Application - #FCNN4GTGGW	Declined	04/16/2019
Watchfire Signs, LLC	Application - #FCNQ4VBVPC	Declined	05/13/2019
Watchfire Signs, LLC	Application - #FCNG4VB693	Declined	05/13/2019

Your Information

Record additional information about this company to supplement the D&B information.

Note: Information entered in this section will not be added to D&B's central repository and will be kept private under your user ID. Only you will be able to view the information.

In Folders: [View](#)

Account Number

Endorsement/Billing Reference * Sales Representatives

annemarie.gallahue@watchfiresigns.com

Credit Limit

Total Outstanding

0

0